

GEM ZERO



Beauty Police
Authority Sales,
USA

*Where Authority and
Performance Meet the
Street since 1995*



ZERO EMISSION ELECTRIC POLICE MOTORCYCLES

GEM ELECTRIC PATROL FLEET

CUSTOM BUILT TO YOUR FLEET SPECIFICATIONS



OTHER AVAILABLE OPTIONS (not shown):

Rear top box white L 415 x W 300 x H 300 mm / rack

Rear top box white L 280 x W 200 x H 80 mm / rack

Quick charge kit / Y adapter





Heated seats

Heated grips

Telescoping pole light with blue LED / mounts / harness

Auxiliary rear LED brake / tail light with license plate holder

AVAILABLE CONFIGURATIONS

| | | |
|--------------|--|--|
| APPLICATIONS | Police  | Security  |
| MODELS | Dual Sport | Street |
| COLORS |  |  |
| CAPACITIES | ZF8.5 | ZF11.4 |



Detachable
wind screen



Aluminum
hand guards
with spoilers

BASE COMPONENTS

- » Whelen TIR-3 forward facing lights
- » Whelen TIR-3 side facing lights
- » Whelen TIR-3 rear facing lights
- » Emergency lighting harness
- » Programmable Whelen siren system with PA and Microphone
- » Front battery / frame protection bars
- » 4-way emergency flasher system
- » Headlight / taillight cut switch and harness



Model shown: Zero Police motorcycle with available options.



| POLICE / SECURITY | ZF8.5 | ZF1 1.4 | ZF8.5 | ZF1 1.4 |
|--------------------------------------|--|-------------------------|---|-------------------------|
| RANGE* | | | | |
| City | 91 mi (147 km) | 121 mi (195 km) | 99 mi (159 km) | 132 mi (212 km) |
| Highway (55 mph) | 56 mi (90 km) | 74 mi (119 km) | 63 mi (101 km) | 83 mi (134 km) |
| » Combined | 69 mi (111 km) | 92 mi (148 km) | 77 mi (124 km) | 102 mi (164 km) |
| Highway (70 mph) | 38 mi (61 km) | 50 mi (80 km) | 44 mi (71 km) | 58 mi (93 km) |
| » Combined | 53 mi (85 km) | 71 mi (114 km) | 61 mi (98 km) | 81 mi (130 km) |
| POWER SYSTEM | | | | |
| Est. pack life to 80% (city) | 205,000 mi (330,000 km) | 272,000 mi (438,000 km) | 222,000 mi (358,000 km) | 296,000 mi (475,000 km) |
| Power pack | Z-Force™ Li-Ion intelligent | | Z-Force™ Li-Ion intelligent | |
| Maximum capacity | 8.5 kWh | 11.4 kWh | 8.5 kWh | 11.4 kWh |
| Charger type | 1.3 kW, integrated | | 1.3 kW, integrated | |
| Charge time to 100% to 95% | 6.0 hr 5.5 hr | 7.9 hr 7.4 hr | 6.0 hr 5.5 hr | 7.9 hr 7.4 hr |
| CHAdemo charge to 95% (acc.) | 1 hr | 1 hr | 1 hr | 1 hr |
| Input | Standard 110V or 220V | | Standard 110V or 220V | |
| ECONOMY | | | | |
| Equivalent fuel economy (city) | 426 MPGe (0.55 L/100 km) | | 463 MPGe (0.51 L/100 km) | |
| Typical cost to recharge | \$0.90 (€1.28) | \$1.20 (€1.70) | \$0.90 (€1.28) | \$1.20 (€1.70) |
| DIMENSIONS | | | | |
| Wheel base | 56.5 in (1,435 mm) | | 55.4 in (1,406 mm) | |
| Seat height | 34.4 in (873 mm) | | 31.3 in (794 mm) | |
| Rake | 26.5 ° | | 23.8 ° | |
| Trail | 4.6 in (117 mm) | | 3.2 in (82 mm) | |
| Ground clearance | 8.7 in (221 mm) | | 5.6 in (142 mm) | |
| WEIGHT | | | | |
| Frame | 19.5 lb (8.8 kg) | 19.5 lb (8.8 kg) | 19.5 lb (8.8 kg) | 19.5 lb (8.8 kg) |
| Curb weight | 389 lb (177 kg) | 421 lb (191 kg) | 381 lb (173 kg) | 413 lb (188 kg) |
| Carrying capacity | 366 lb (166 kg) | 334 lb (152 kg) | 374 lb (170 kg) | 342 lb (155 kg) |
| MOTOR | | | | |
| Torque | 68 ft-lbs (92 Nm) | | 68 ft-lbs (92 Nm) | |
| Power | 54 hp (40 kW) @ 4,300 RPM | | 54 hp (40 kW) @ 4,300 RPM | |
| Top speed | 95 mph (153 km/h) | | 95 mph (153 km/h) | |
| Type | Z-Force™ 75-7 passively air-cooled, high efficiency, radial flux permanent magnet, brushless motor | | | |
| Controller | High efficiency, 420 amp, 3-phase brushless controller with re-regenerative deceleration | | | |
| DRIVETRAIN | | | | |
| Transmission | Clutchless direct drive | | Clutchless direct drive | |
| Final drive | 132T / 28T, Poly Chain® GT® Carbon™ belt | | 132T / 28T, Poly Chain® GT® Carbon™ belt | |
| CHASSIS / SUSPENSION / BRAKES | | | | |
| Front brakes | Nissin 2 piston hydraulic, 313x4 mm floating disc | | Nissin 2 piston hydraulic, 313x4 mm floating disc | |
| Rear brakes | Nissin 1 piston hydraulic, 221x4.5 mm disc | | Nissin 1 piston hydraulic, 221x4.5 mm disc | |
| Front suspension travel | 7.00 in (178 mm) | | 5.51 in (140 mm) | |
| Rear suspension travel | 7.69 in (195 mm) | | 5.85 in (149 mm) | |
| Front tire | 100/90-19 | | 110/70-17 | |
| Rear tire | 130/80-17 | | 130/70-17 | |
| Front wheel | 2.15x19 | | 3.00x17 | |
| Rear wheel | 3.00x17 | | 3.50x17 | |